



LTS Production Chokes

LTS, LLC. offers a comprehensive line of flanged, screwed and welded in Needle and Seat design Production and Heater Choke valves in API pressure ranges from 2,000psi through 20,000psi and ASME pressure Classes from 150lbs through 2500lbs.

Suggestions for Ordering. Orders for Chokes should specify the size, pressure rating, and type of the inlet connection and the outlet connection; listing the inlet connection, the outlet connection, the working pressure, and type, i.e. adjustable or positive. Orders for Adjustable Chokes should specify the maximum orifice diameter, seat and trim size; orders for Positive Chokes should specify the type of removable Bean together with the Orifice size.

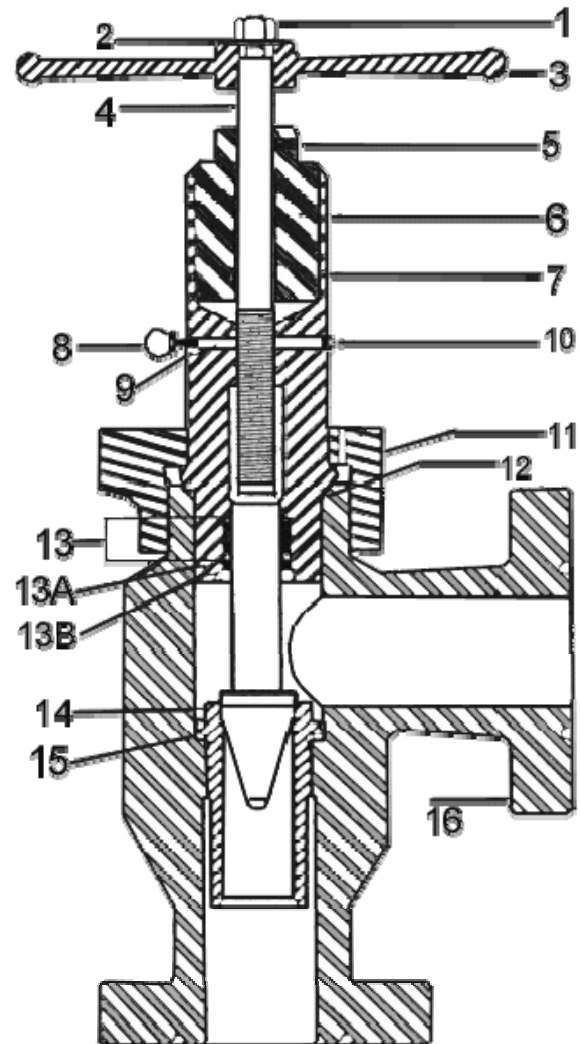
Maximum Recommended Flow Rate Chart for Wellhead Chokes

Choke Type	Max. Orifice	Max. WP (PSI)	Barrels/Day (oil)	MCF/D (dry gas) 1,000 cu. Ft./Day	Typical Inlet	Typical Outlet
W-N60	3/4"	3,000	20,500	52,500	2" L.P. TH.	2" L.P. TH.
		5,000	34,500	90,000	2" L.P. TH.	2" L.P. TH.
W-FT116F	3/4"	3,000	20,500	52,500	2.1/16" FL	2" L.P. TH.
		5,000	34,500	90,000	2.1/16" FL	2" L.P. TH.
W-N-62	3/4"	2,000	13,750	36,000	2.1/16" FL	2.1/16" FL
		5,000	34,500	90,000	2.1/16" FL	2.1/16" FL
		275	1,900	4,500	2" ANSI FL	2" ANSI FL
		720	5,000	13,000	2" ANSI FL	2" ANSI FL
		1,440	10,000	26,000	2" ANSI FL	2" ANSI FL
W-H2 2FCH API	1"	3,000	148,000	400,000	2.1/16 - 3.1/8" FL	2.1/16 - 3.1/8" FL
	2"	5,000	248,000	650,000	2.1/16 - 3.1/8" FL	2.1/16 - 3.1/8" FL
	3"	10,000	490,000	1,300,000	2.1/16 - 4.1/16" FL	2.1/16 - 4.1/16" FL
		15,000	1,300,000	1,300,000	2.1/16 - 4.1/16" FL	2.1/16 - 4.1/16" FL
W-JWA	3/4"	5,000	34,500	90,000	2.1/16" FL	2.1/16" FL
		10,000	69,000	180,000	1.13/16" FL	1.13/16" FL
		10,000	69,000	180,000	2.1/16" FL	2.1/16" FL
		15,000	104,500	360,000	1.13/16" FL	1.13/16" FL
W-H2 2FCH ANSI	1"	275	13,600	34,500	3" ANSI FL	3" ANSI FL
	2"	720	35,000	95,000	3" ANSI FL	3" ANSI FL
	3"	960	48,000	125,000	3" ANSI FL	3" ANSI FL
		1,440	71,000	185,000	3" ANSI FL	3" ANSI FL



W-H2 2FCH Flanged Choke

1	Nut	
2	Lock washer	
3	Hand wheel	
4	Stem: SS/Tungsten Carbide	
5	Set Screw	
6	Indicator	
7	Bonnet	
8	Thumbscrew	
9	Stem Lock Thread Protector	
10	Lube Fitting	
11	Hammer Nut	
12	Bonnet Seal	
13	V Packing Set	
13A	Junk Ring	
13B	Snap Ring	
14	Seat: Hardened Steel Hardened SS SS/Tungsten Carbide	
15	Seat Seal	
16	API Bodies 3,000 psi 5,000 psi 10,000 psi 15,000 psi ASME Bodies 600lbs 900lbs 1,500lbs 2,500lbs	



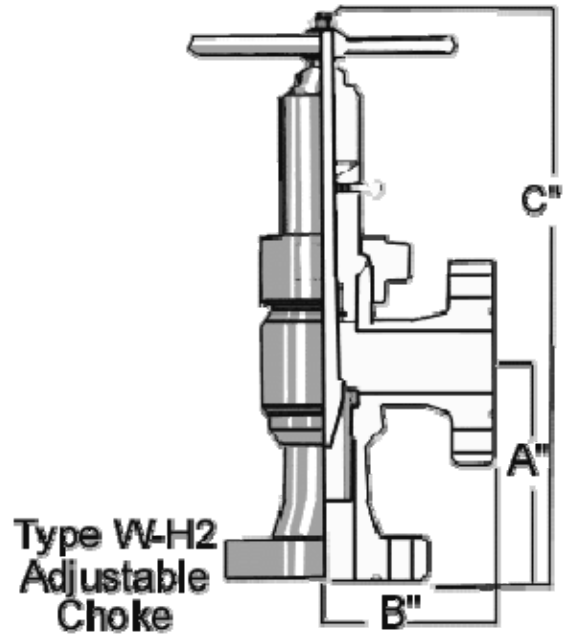
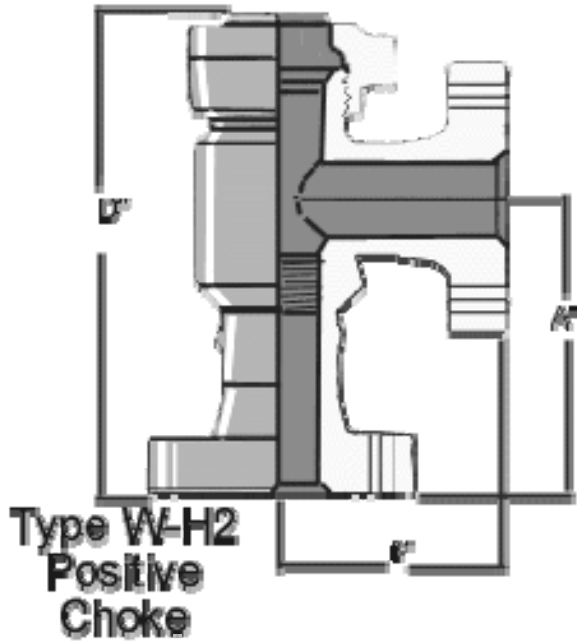
W-H2 Body Profile

1" Trim = 25 Cv

2" Trim = 86 Cv



W-H2 2FCH Flanged Choke



Flange Size	WP	A"	B"	D"	Flange Size	WP	A"	B"	C"
1" Maximum Orifice					1" Maximum Orifice				
2.1/16"	5,000 API	8.000	6.875	13.50	2.1/16"	5,000 API	8.000	6.875	20.75
2.1/16"	10,000 API	8.813	7.688	14.75	2.1/16"	10,000 API	8.625	7.688	21.75
2.1/16"	15,000 API	10.063	8.875	18.75	2.1/16"	15,000 API	10.063	8.875	24.00
2.9/16"	5,000 API	8.250	6.938	14.25	2.9/16"	5,000 API	8.250	6.938	22.25
2.9/16"	10,000 API	9.313	8.188	15.00	2.9/16"	10,000 API	9.313	8.188	22.25
2.9/16"	15,000 API	11.750	10.500	21.50	2.9/16"	15,000 API	11.750	10.500	27.25
3.1/8"	5,000 API	9.813	9.688	16.25	3.1/8"	5,000 API	9.813	9.688	22.50
3.1/16"	10,000 API	11.625	10.375	18.75	3.1/16"	10,000 API	11.625	10.375	30.25
3.1/16"	15,000 API	11.625	10.344	19.00	3.1/16"	15,000 API	11.625	10.344	30.00
2" Maximum Orifice					2" Maximum Orifice				
2.1/16"	5,000 API	11.438	8.938	18.50	2.1/16"	5,000 API	11.438	8.938	30.00
2.1/16"	10,000 API	12.000	10.375	18.50	2.1/16"	10,000 API	12.000	10.375	30.00
2.9/16"	5,000 API	11.750	8.875	18.50	2.9/16"	5,000 API	11.750	8.875	30.00
2.9/16"	10,000 API	11.750	10.375	18.50	2.9/16"	10,000 API	11.750	10.375	30.00
3.1/8"	5,000 API	11.375	8.875	18.50	3.1/8"	5,000 API	11.375	8.875	30.00
3.1/16"	10,000 API	11.750	10.375	18.75	3.1/16"	10,000 API	11.750	10.375	30.25
4.1/16"	5,000 API	12.625	10.125	18.69	4.1/16"	10,000 API	12.625	10.875	30.25
4.1/16"	10,000 API	11.500	9.938	18.69	4.1/16"	10,000 API	11.500	9.938	30.25

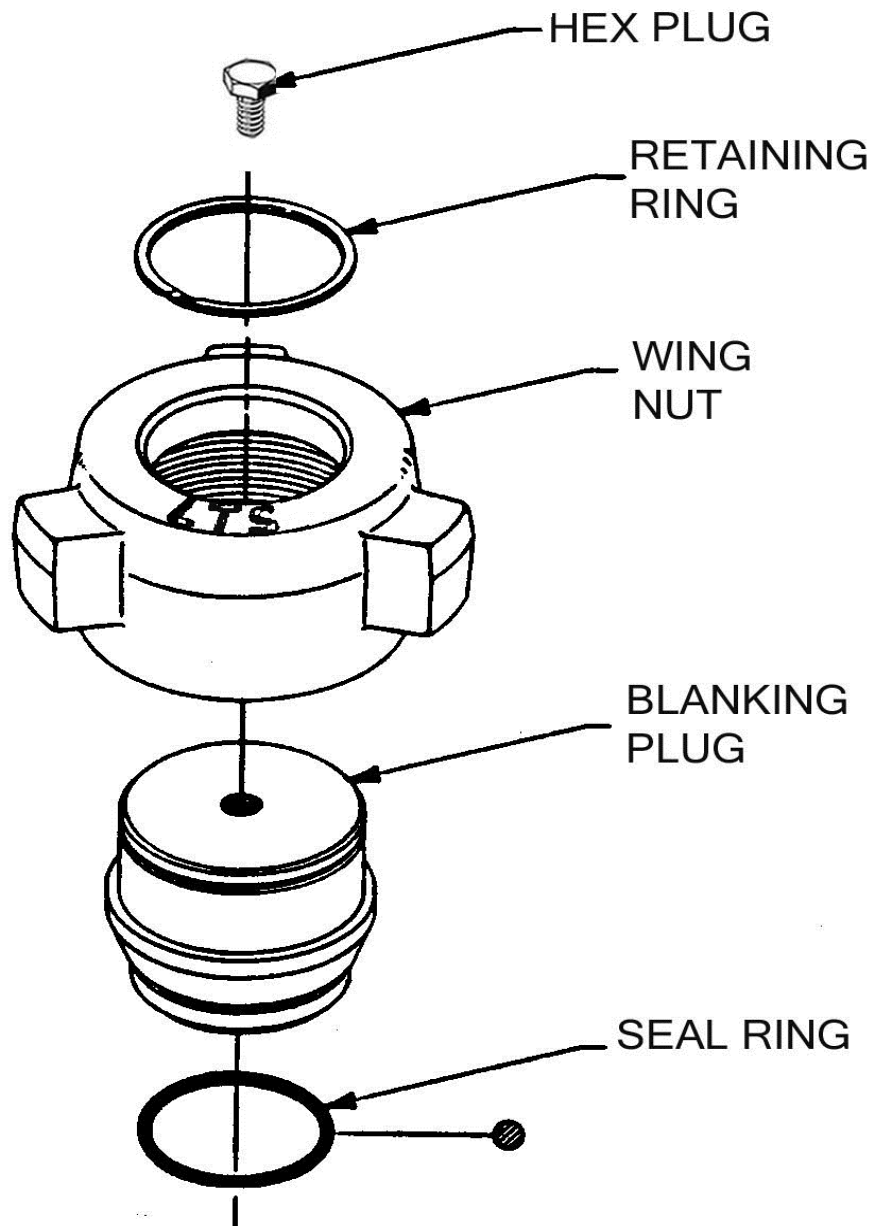
NOTE: 3" Maximum Orifice also available



ISO 9001:2008
ISO 29001-2007
API 6A-1059
API 6A QMS
API 6A Q1



W-H2 2FCH Flanged Chokes



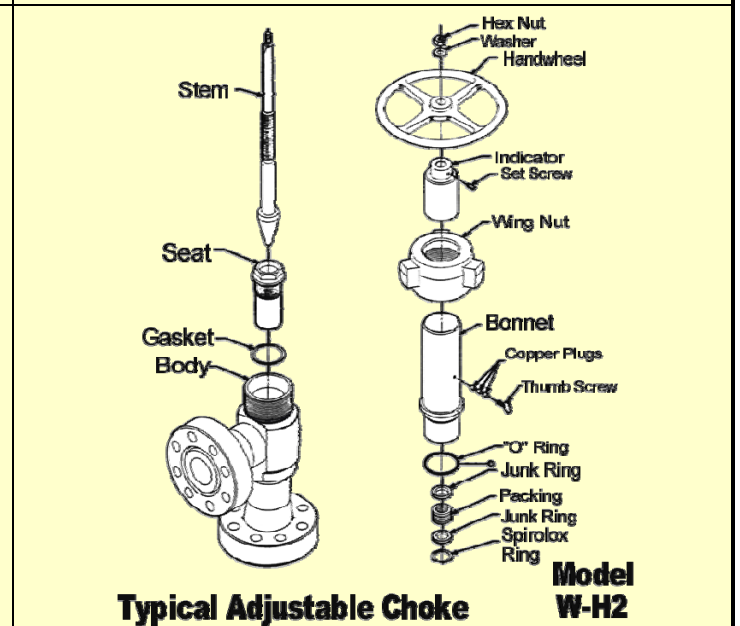
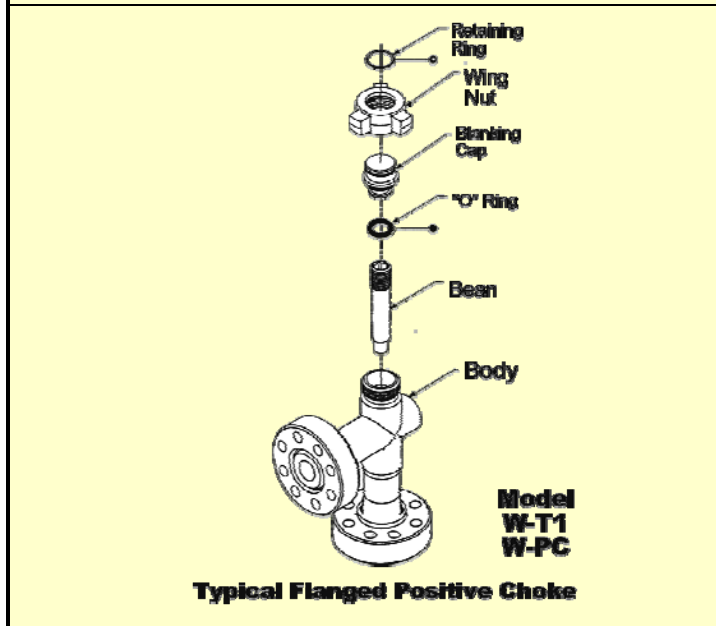
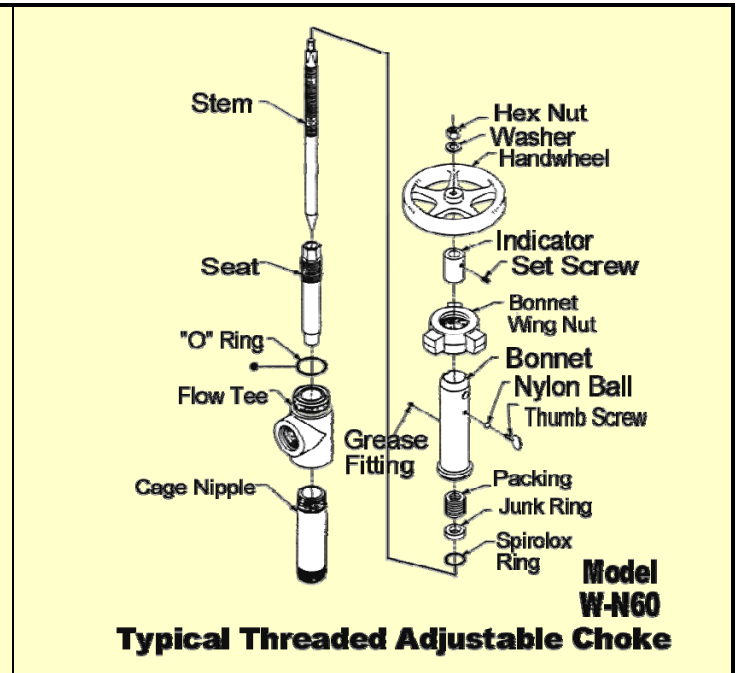
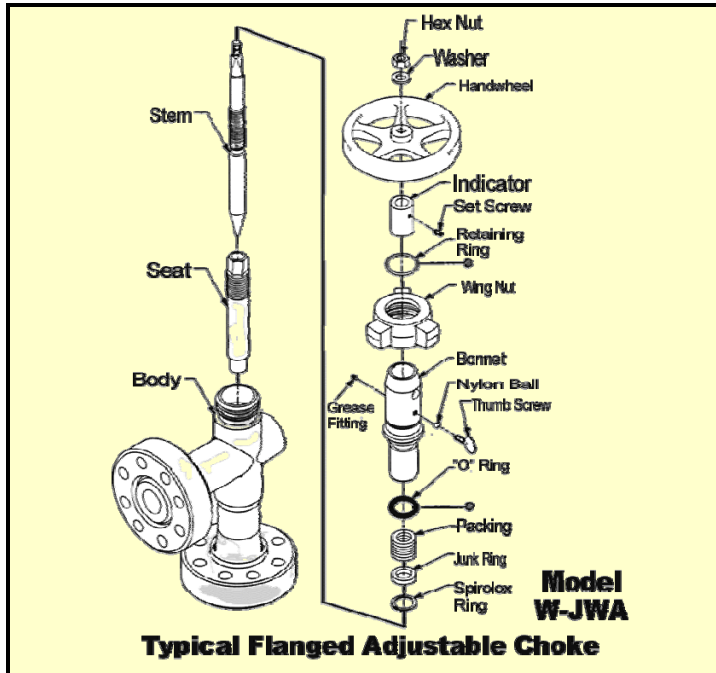
2FCH BLANKING CAP
ASSEMBLY WITH NPT TAP



ISO 9001:2008
ISO 29001-2007
API 6A-1059
API 6A QMS
API 6A Q1



LTS Production Choke Styles





ISO 9001:2008
ISO 29001-2007
API 6A-1059
API 6A QMS
API 6A Q1

